

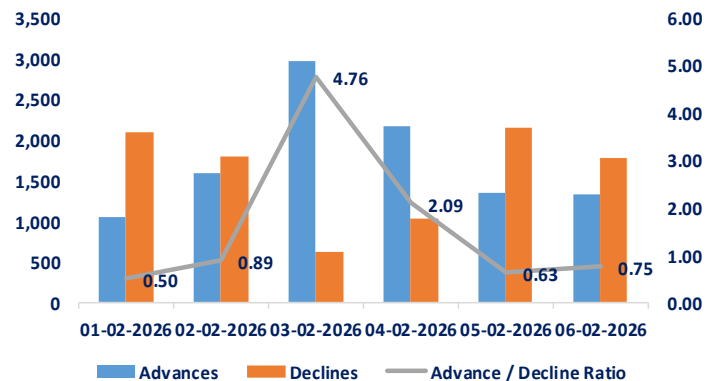
Date	Nifty	Sensex	Gold \$*	Silver \$*
30-01-2026	25,320.65	82,269.78	5,115.51	101.61
06-02-2026	25,693.70	83,580.40	4,870.03	73.75
Weekly Price % Change	1.47%	1.59%	-4.80%	-27.42%

* Prices as of 4:40 PM - 06th Feb 2026

Volume Shockers (06/02/2026)

NSE Symbol	Volume	LTP	% Change
LICI	15819930	899.00	7.06
INDSWFTLAB	8771845	135.11	10.62
GODFRYPHP	7290096	2174.00	9.69
APOLLOPIPE	4220194	314.00	18.29
VSTIND	4129134	236.95	3.44
CONCORDBIO	3830074	1325.50	13.47
GODAVARIB	3379163	276.40	8.54
STARCEMENT	3271977	211.20	-5.10
MSCIINDIA	2985786	30.60	1.22
IZMO	2075758	835.50	17.64

Weekly Advances/Declines



Top Gainers/Losers

NIFTY

Company Name	Close(06-02-2026)	Close(30-01-2026)	% Gains	Company Name	Close(06-02-2026)	Close(30-01-2026)	% Loss
POWERGRID	292.80	255.95	14.40%	INFY	1505.70	1642.70	-8.34%
ADANIENT	2219.00	2020.00	9.85%	TECHM	1616.00	1735.20	-6.87%
ADANIPORTS	1549.50	1417.00	9.35%	TCS	2940.30	3129.00	-6.03%
TRENT	4095.00	3766.00	8.74%	HCLTECH	1592.60	1691.40	-5.84%
MAXHEALTH	1040.00	957.20	8.65%	BEL	430.00	449.25	-4.28%

NIFTY Mid-Cap

Company Name	Close(06-02-2026)	Close(30-01-2026)	% Gains	Company Name	Close(06-02-2026)	Close(30-01-2026)	% Loss
DIXON	11,490.00	10,435.00	10.1%	POLICYBZR	1,487.00	1,648.60	-9.8%
JUBLFOOD	544.25	498.25	9.2%	COFORGE	1,543.00	1,653.30	-6.7%
PAGEIND	35,650.00	32,805.00	8.7%	OFSS	7,261.00	7,741.00	-6.2%
POLYCAB	7,611.00	7,006.00	8.6%	MPHASIS	2,600.00	2,755.00	-5.6%
HINDPETRO	462.50	425.95	8.6%	PERSISTENT	5,840.00	6,030.00	-3.2%

NIFTY Small-Cap

Company Name	Close(06-02-2026)	Close(30-01-2026)	% Gains	Company Name	Close(06-02-2026)	Close(30-01-2026)	% Loss
AARTIIND	440.3	371.95	18.4%	FSL	290.3	319.5	-9.1%
AMBER	6629	5731	15.7%	KEC	613	669.35	-8.4%
WELCORP	824	730	12.9%	TATACHEM	703.95	745	-5.5%
POONAWALLA	441	396	11.4%	MCX	2377	2515	-5.5%
CROMPTON	243.9	221.75	10.0%	CYIENT	1064	1125	-5.4%

NIFTY Sectoral Indices

Sectoral Indices	Close(06-02-2026)	Close(30-01-2026)	% Gains	Sectoral Indices	Close(06-02-2026)	Close(30-01-2026)	% Loss
NIFTY CONSUMER DURABLES	36,437.30	34,387.55	5.96%	NIFTY IT	35,611.05	38,036.15	-6.38%
NIFTY REALTY	824.85	783.00	5.34%	NIFTY MIDSMALL IT & TELECOM	9,545.05	9,836.45	-2.96%
NIFTY OIL & GAS	12,208.20	11,791.70	3.53%	NIFTY PSU BANK	8,876.20	9,019.35	-1.59%
NIFTY AUTO	27,519.55	26,750.35	2.88%	NIFTY MIDSMALL HEALTHCARE	41,394.40	41,723.60	-0.79%
NIFTY FINANCIAL SERVICES EX-BANK	31,579.20	30,928.45	2.10%				

Weekly Pivot Table

Indices	Close(06-02-2026)	R2	R1	PP	S1	S2
NIFTY50	25,693.70	27,305.00	26,420.28	25,535.55	24,650.83	23,766.10
NIFTY NEXT 50	69,058.40	72,664.97	70,372.92	68,080.87	65,788.82	63,496.77
NIFTY BANK	60,120.55	63,871.18	61,880.36	59,889.53	57,898.71	55,907.88
NIFTY FINANCIAL SERVICES	27,807.10	29,390.57	28,437.02	27,483.47	26,529.92	25,576.37
NIFTY MIDCAP SELECT	13,644.90	14,641.93	14,055.71	13,469.48	12,883.26	12,297.03
SENSEX	83,580.40	89,089.49	86,103.34	83,117.18	80,131.03	77,144.87

Major Event of the Week

- **India:** In Union Budget of India, Public Capital expenditure has increased by 9% to Rs.12.2Lakh crore for FY26-27 with major focus on sectors like biopharma, Capital goods, Textiles, EMS, Rare earth minerals, Infrastructure, Railways etc
- **India Budget:** India has raised the STT on futures to 0.05 percent from present 0.02 percent and STT on options premium and exercise of options will also be raised to 0.15 percent from the present rate of 0.1 percent and 0.125 percent, respectively.
- **Trade Deal:** India USA trade deal finalised with import tariffs by USA slashed to 18% from 50%, and India will be buying oil from USA over Russia.
- **China:** China's General manufacturing PMI has increased to 50.3 in Jan 2026 inline with estimates, but was fastest growth since last October supported by new export orders with firms raising their staffing levels for the first time in three months.
- **USA:** ISM Manufacturing PMI for the US rose to 52.6 in Jan 2026 which was better than the estimates of 48.5, driven by the improvements in new orders, production, employment, supplier deliveries and Inventories.
- **England:** Bank of England has kept bank rate unchanged at 3.75% keeping the balance of easing inflation pressures against risks from a weakening economy.
- **US Job data:** US initial jobless claims rose up by 22000 exceeding market estimates to mark the largest claims in the nearly 2 months supported with fall in US job openings with major decrement in professional and business services, retail trade and finance & insurance.
- **Indian MPC:** India RBI MPC has kept the repo rate unchanged at 5.25% with forecasted GDP growth rate of 7.4% in Fy2025-26. The CPI Inflation is projected to be 3.2% for Q4Fy26, 4% for Q1Fy27 and 4.2% for Q2Fy27.

Weekly Global Economic Calendar

Weekly Global Economic Calendar

(09th February 2026 to 13th February 2026)



MON FEB 09

 **JAPAN** : 05:20 AM; Current Account DEC




TUE FEB 10

 **US** : 07:00 PM; Retail Sales MoM DEC
07:00 PM; Employment Cost Index QoQ Q4
07:00 PM; Export/Import Prices MoM DEC

WED FEB 11

 **CHINA** : 07:00 AM; Inflation Rate JAN
07:00 AM; PPI YoY JAN
 **US** : 07:00 PM; Core Inflation Rate JAN
07:00 PM; Inflation Rate JAN

THU FEB 12

 **INDIA** : 04:00 PM; Inflation Rate JAN
 **US** : 07:00 PM; Initial Jobless Claims FEB/07
08:30 PM; Existing Home Sales JAN
 **UK** : 12:30 PM; GDP Growth Rate Prel Q4
12:30 PM; GDP MoM Dec
12:30 PM; Industrial Production DEC
12:30 PM; Manufacturing Production DEC

FRI FEB 13

 **INDIA** : 12:00 PM; WPI Food Index YoY JAN
12:00 PM; WPI Fuel YoY JAN
12:00 PM; WPI Inflation YoY JAN
12:00 PM; WPI Manufacturing YoY JAN
05:00 PM; Foreign Exchange Reserves FEB/06
 **CHINA** : 07:00 AM; House Price Index YoY JAN



Timings in IST Disclaimer: The above mentioned data/ information have ensured the high quality and accuracy of the content of the SSL Global Economic Calendar. Users may carry out due diligence before using any data/information herein, Stockholding Services Ltd (SSL) will not be responsible for any discrepancies/disputes arising out of such use.